

From the Workshop of Resound Creative

Ye Olde Guide  for Capturing

**SANTA  
CLAUS**

20  15



EVERY KID DREAMS ABOUT  
CAPTURING SANTA AS HE JINGLES ALL  
THE WAY DOWN THE CHIMNEY.

WELL, WE RESOUNDERS NEVER REALLY GREW OUT OF THAT PHASE.

SO, IF YOU (OR YOUR KIDS) ARE TRYING TO FIGURE OUT HOW TO  
CATCH SANTA THIS YEAR, LET US SHOW YOU HOW IT'S DONE.



WAYS TO CATCH  
Jolly Old St. Nick  
THIS CHRISTMAS



# 1

## One Santa To Rule Them All

### COST:



### COMPLEXITY:



### MATERIALS NEEDED:

- ❄ THE RING OF POWER
- ❄ RELATIONSHIP WITH THE EAGLES
- ❄ ACCESS TO THE ROOF OF ISENGARD

### INSTRUCTIONS



1. USE THE RING OF POWER...  
AND BECOME INVISIBLE.



2. TAKE OFF THE RING OF  
POWER AND SURPRISE SANTA.



3. CALL THE EAGLES TO  
PICK UP SANTA.



4. DROP SANTA ON TOP  
OF ISENGARD.



### Meet Luke!

IN LUKE'S ANGSTY TEEN YEARS HE HAD A STRONG DISTASTE FOR THE CHRISTMAS SEASON—WHICH HE PERCEIVED TO BE FOUNDED ON THE COMMERCIALIZATION AND CELEBRATION OF MATERIALISM. HIS WIFE, LAUREN, HAS SINCE CONVERTED HIM INTO A HOT CHOCOLATE LOVING, CAROL SINGING, LUMINARY LIGHTING MEMBER OF SOCIETY.



# 2 Santa Trap

## COST:



## COMPLEXITY:



## MATERIALS NEEDED:

❄️ 1 MAFIOSO-TYPE THUG

❄️ 1 OFFER THAT CANNOT BE REFUSED

## INSTRUCTIONS

1. WAIT FOR SANTA TO SHOW UP.
2. MAKE SANTA AN OFFER TO STAY WITH YOU.
3. HANDSHAKES ALL AROUND AS SANTA WARILY ACCEPTS.
4. ENJOY YOUR SUCCESS IN HAVING CAPTURED SANTA.



## Meet Jeff!

AROUND AGE 12, JEFF STEALTHILY UNWRAPPED HIS CHRISTMAS PRESENTS AND PLAYED WITH THEM DURING THE DAY, WHILE HIS MOM WAS AT WORK. HE'D REWRAP THEM BEFORE SHE GOT HOME EACH DAY—AND THEN ACT SURPRISED WHEN HE “OPENED” THEM ON CHRISTMAS MORNING.



# 3 Who You Gonna Catch?

## COST:



## COMPLEXITY:



## MATERIALS NEEDED:

- ❄️ 1 PROTON PACK
- ❄️ KNOWLEDGE TO USE SAID PROTON PACK

## INSTRUCTIONS



1. WAIT UNTIL SANTA VACATES HIS SOLID FORM.

2. BLAST AWAY! (DO NOT CROSS STREAMS)

3. ENJOY THE SPOILS.



## Meet Ben!

THE VERY FIRST CHRISTMAS GIFT BEN REMEMBERS GETTING WAS A SMALL YELLOW TRAMPOLINE.



# 4

## The Chuck Norris

### COST:



### COMPLEXITY:



### MATERIALS NEEDED:

❄️ 1 CHUCK NORRIS

❄️ 1 BOTTLE OF YOUR FAVORITE WINE

### INSTRUCTIONS

1. CONTACT CHUCK NORRIS. YOU CAN REACH HIM AT [FAN@CHUCKNORRIS.COM](mailto:FAN@CHUCKNORRIS.COM). NO, SERIOUSLY.
2. DRAW UP A CONTRACT. OF COURSE, HIRING HIM WILL LIKELY BE EXPENSIVE, WITH HOLIDAY PAY AND ALL. I'LL PROBABLY GIVE HIM SANTA'S TOY BAG. I'M IN IT FOR THE REINDEER.
3. WAIT TILL CHRISTMAS EVE.
4. KICK BACK WITH A GLASS OF WINE AND WATCH THE ACTION. CHUCK NORRIS VS. SANTA: THIS WILL BE ENTERTAINING.



### Meet Kayla!

KAYLA AND HER BROTHER COULDN'T WAKE THEIR PARENTS UP UNTIL 6AM CHRISTMAS MORNING, SO THEY WOULD GET UP AT 3AM AND PLAY UNDER THE TREE UNTIL IT WAS FINALLY...TIME.



# 5

## Santa In A Lamp

### COST:



### COMPLEXITY:



### MATERIALS NEEDED:

- ❄️ 1 GENIE LAMP
- ❄️ 1 UNLIT FIREPLACE
- ❄️ 1 LARGE PIECE OF CONSTRUCTION PAPER
- ❄️ FRESHLY BAKED COOKIES

### INSTRUCTIONS



1. OBTAIN ANY INGREDIENTS. A SUITABLE LAMP MAY BE FOUND AT AN ANTIQUE OR THRIFT STORE INEXPENSIVELY.
2. ROLL THE CONSTRUCTION PAPER INTO A FUNNEL SHAPE.
3. PLACE THE PAPER FUNNEL INTO THE TOP OF THE LAMP.
4. PLACE BOTH LAMP AND FUNNEL INTO THE UNLIT FIREPLACE.
5. BAKE COOKIES AND PLACE THEM BY THE FIREPLACE.
6. WAIT.



### Meet Nikki!

ONCE NIKKI SPENT CHRISTMAS EVE NIGHT AND CHRISTMAS MORNING DRIVING FROM SACRAMENTO TO EUGENE WITH HER CAT AND BOYFRIEND, AND HAD TO SPEND A FEW HOURS NAPPING IN THE CAR CUDDLING WITH HER CAT.



# 6 Nuclear Christmas

## COST:



## COMPLEXITY:

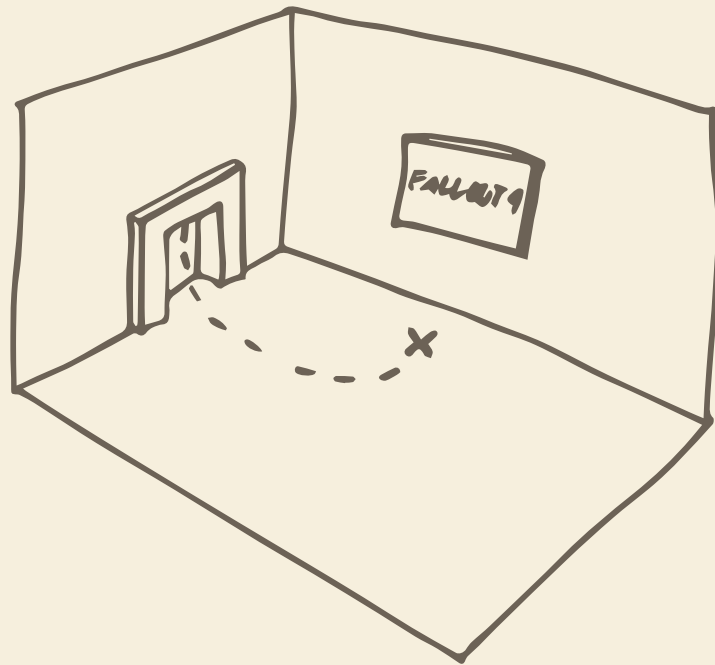


## MATERIALS NEEDED:

- ❄️ FALLOUT 4
- ❄️ 1 COMFY CHAIR (OPTIONAL)
- ❄️ 1 TV
- ❄️ COOKIES (OPTIONAL)
- ❄️ 1 XBOX

## INSTRUCTIONS

1. SETUP XBOX.
2. LOAD FALLOUT 4.
3. WAIT.



## Meet Paul!

UNTIL PAUL WAS 15, EVERY GIFT HE RECEIVED FOR CHRISTMAS WAS A LEGO.



# 7

## Operation Dark Winter

### COST:




### COMPLEXITY:



### MATERIALS NEEDED:

- ❄️ 1 LOCKPICK SET
- ❄️ 1 MILD SEDATIVE
- ❄️ 1 SUSPICIOUS VAN
- ❄️ DARK CLOTHES
- ❄️ PATIENCE & SNACKS
- ❄️ 1 ASSISTANT

### INSTRUCTIONS



1. SNEAK INTO NORTH POLE ON CHRISTMAS EVE. THIS IS WHEN SECURITY LETS ITS GUARD DOWN.
2. UNLOCK THE DOOR TO SANTA'S BEDROOM AND HIDE BEHIND CURTAINS. SANTA ALWAYS SLEEPS FOR MONTHS AFTER CHRISTMAS.
3. SEDATE SANTA WHILE SLEEPING AFTER CHRISTMAS.
4. WITH HELP FROM ASISSTANT, CARRY SANTA OUT WINDOW AND PLACE IN VAN. DRIVE HOME.



### Meet Nate!

EVERY YEAR, NATE AND HIS FAMILY HAVE TO OPEN THEIR STOCKINGS BEFORE THEY OPEN THEIR PRESENTS.





# 8

## Reductio

### COST:



### COMPLEXITY:



### MATERIALS NEEDED:

❄️ 1 GIFT BAG (VERY LARGE)


❄️ UNEMPLOYED REINDEER

❄️ PARADOX PROTECTOR

❄️ CARROTS

## INSTRUCTIONS

1. LEAVE CARROTS OUT ON THANKSGIVING TO LURE UNEMPLOYED REINDEER REJECTED FROM SANTA'S YEARLY RECRUITMENT EFFORTS. (SANTA SELECTS HIS TEAM IN EARLY NOVEMBER)



2. PLACE IN GIFT BAG ALL AND ONLY THOSE GIFTS WHICH DO NOT CONTAIN THEMSELVES. USE THE PARADOX PROTECTOR TO AVOID ASKING WHETHER THE GIFT BAG CONTAINS ITSELF.

3. ATTACH GIFT BAG TO REINDEER AND SEND TO NORTH POLE. SANTA WILL FOOLISHLY PLACE THE GIFT IN HIS SLEIGH.



4. BY PLACING THE GIFT BAG IN HIS SLEIGH, SANTA WILL CARRY A PARADOX ALL OVER THE WORLD, MAKING THE WORLD ITSELF PARADOXICAL, SINCE IT CONTAINS A GIFT BAG THAT BOTH CONTAINS ITSELF AND DOES NOT CONTAIN ITSELF. EVERYTHING FOLLOWS FROM A CONTRADICTION. SO, IT FOLLOWS THAT SANTA IS SITTING AT YOUR DINNER TABLE WEARING A FEZ AND EATING CARROTS (AND ALSO THAT HE IS NOT).



## Meet Jeff!

IN FOURTH GRADE FOR A CHRISTMAS GIFT JEFF RECEIVED OFFICE SUPPLIES. HE WAS VERY EXCITED ABOUT THIS GIFT.



# 9

## Don't Press The Big Red Button

### COST:



### COMPLEXITY:



### MATERIALS NEEDED:

❄️ 1 REMOTE-CONTROLLED LATCH MECHANISM

❄️ 1 NET

❄️ 1 POSTERBOARD

❄️ 1 BIG RED BUTTON

### INSTRUCTIONS

1. ATTACH NET WITH REMOTE-CONTROLLED LATCH MECHANISM TO CEILING.
2. SETUP BIG RED BUTTON AND SIGNAGE.
3. WHEN SANTA ARRIVES, WAIT FOR THE REVERSE PSYCHOLOGY TO SET IN.
4. SANTA PRESSES THE BUTTON OUT OF CURIOSITY, AND THE NET IS RELEASED.

SERIOUSLY

WHATEVER YOU DO  
DON'T PRESS THE  
BIG RED BUTTON !



I MEAN IT



### Meet Stephanie!

EVERY TIME STEPHANIE AND HER HUSBAND, PAUL, GO ON VACATION, THEY FIND (OR MAKE) AN ORNAMENT TO ADD TO THEIR CHRISTMAS TREE.



# 10 The Classic

## COST:



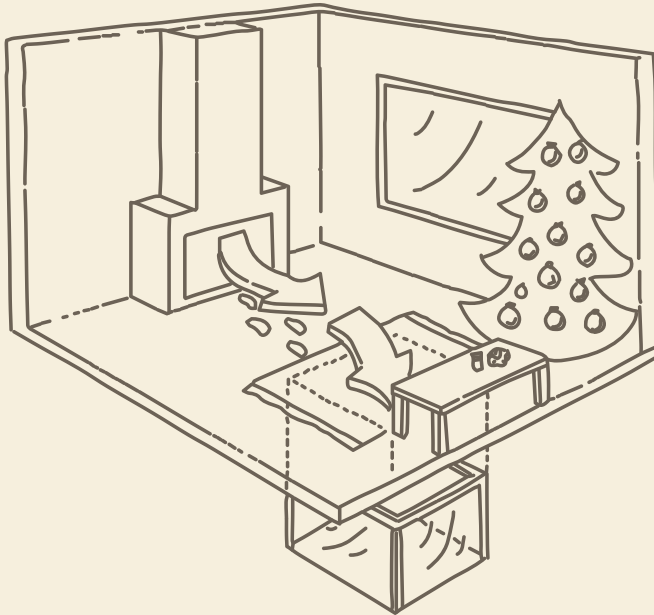
## COMPLEXITY:



## MATERIALS NEEDED:

- ❄️ 1 SHOVEL
- ❄️ 1 TABLE
- ❄️ 1 GLASS CAGE
- ❄️ COOKIES
- ❄️ 1 RUG

## INSTRUCTIONS



1. DIG A HOLE IN YOUR HOUSE WHERE YOU PLAN TO TRAP SANTA.
2. PLACE GLASS CAGE INTO THE BOTTOM OF THE HOLE.
3. CAREFULLY LAY RUG ON TOP OF YOUR TRAP.
4. PLACE BAIT COOKIES ON YOUR TABLE, ACROSS THE HOLE, OPPOSITE THE CHIMNEY.
5. WAIT.



## Meet Douglas!

IN 1994, DOUGLAS RECEIVED A PIECE OF COAL FROM HIS AUNT BLANCA; HE'S STILL KIND OF BITTER ABOUT IT.



# 11

## Enlist A Hipster

### COST:



### COMPLEXITY:



### MATERIALS NEEDED:

- ❄️ 1 HIPSTER. CHECK A LOCAL VINTAGE RECORD STORE OR USED CLOTHING STORE. MAKE SURE HE HAS A WORKING SNAPCHAT ACCOUNT.
- ❄️ 1 IPHONE 6S AND 1 SELFIE-STICK
- ❄️ (OPTIONAL) A FISH-EYE LENS ATTACHMENT. YOU'RE MUCH MORE LIKELY TO GET A HIPSTER EXCITED ABOUT CAPTURING A SELFIE WITH SANTA IF HE'S GOT SOME SICK CAMERA PARAPHERNALIA.

## INSTRUCTIONS

THERE'S ONLY ONE SURE-FIRE WAY TO CATCH SANTA ON CHRISTMAS EVE:

1. MAKE SURE THERE'S A HIPSTER IN THE ROOM.
2. THEY WON'T BE ABLE TO RESIST SNAPCHATting A SELFIE WITH SANTA IN THE BACKGROUND.



## Meet Mike!

1994 WAS A DARK TIME FOR MIKE. HE GOT A LITTLE FRUSTRATED WITH THE LACK OF QUALITY GIFTS AND REALLY TOOK IT OUT ON THOSE ELVES. HE UNDERESTIMATED WHAT SOME BROWNIES LACED WITH LAXATIVES WOULD DO TO THOSE LITTLE GUYS.

